

Scaled data based on original data using  
LM-79-08 Approved Method: Electrical and Photometric Measurements of Solid-  
State Lighting Products

Test Report Prepared for  
Cooper Lighting Solutions  
(formerly Eaton)

Brand: McGRAW-EDISON

Report Number: P385492

Luminaire Tested: **GWC-SA1A-735-U-SL4-HSS**

Issue Date: 3/3/2020

**Test Information**

Test Method: LM-79-08  
Report Number: P385492  
TEST IS SCALED FROM IESNA LM-79-08 TEST DATA (G2-1903-205-25)  
Test Lab: INNOVATION CENTER  
Issue Date: 3/3/2020  
Manufacturer: COOPER LIGHTING SOLUTIONS (FORMERLY EATON)  
Product Line: MCGRAW-EDISON  
Catalog Number: GWC-SA1A-735-U-SL4-HSS  
Description: GALLEON WALL LUMINAIRE  
(1) 70 CRI, 3500K, 615mA LIGHTSQUARE WITH 16 LEDS AND TYPE IV SPILL LIGHT  
ELIMINATOR OPTICS WITH HOUSE SIDE SHIELD  
Light Source: -  
Ballast/Driver: ELECTRONIC DRIVER

**Summary**

Lumens per Lamp: N/A  
Luminaire Lumens: 3795.2 lumens  
Efficiency: N/A  
Efficacy: 111.6 lumens/watt  
Luminous Opening: Rectangular (W 0.5' x L: 0.5' x H: 0')  
IES Classification: Type IV - Short  
BUG Rating: B1 - U0 - G1

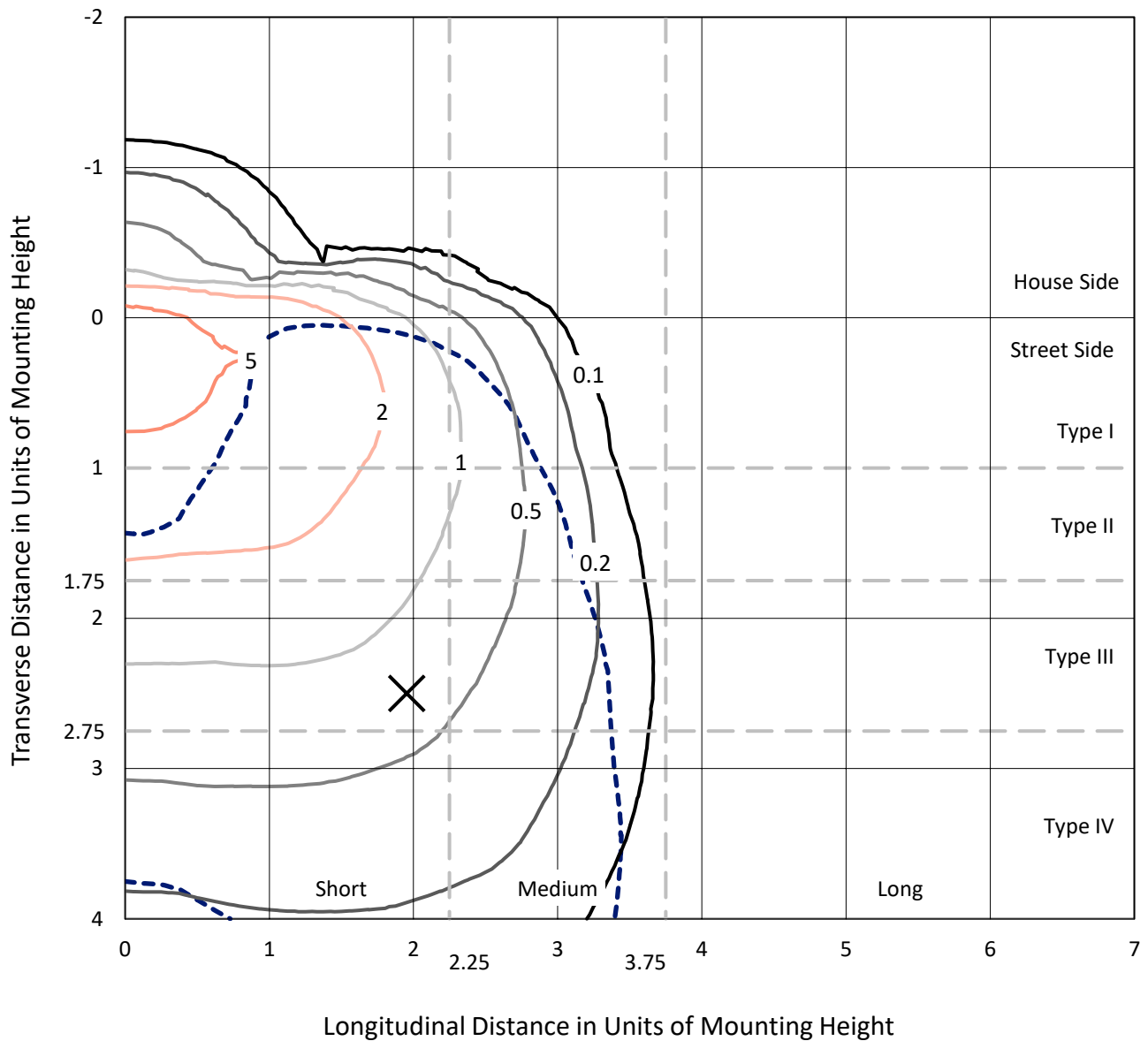
Input Watts (W): 34  
Input Voltage (V): NR  
Input Current (Ain): NR  
Voltage Rise (V): NR  
Power Factor: NR  
Total Harmonic Distortion (THDi): NR  
Frequency (hertz): 60  
Stabilization Time: NR  
Operation Time: NR  
Ambient Temperature (°C): NR  
Test Distance: 24 FT



REPORT NUMBER: P385492  
 CATALOG NUMBER: GWC-SA1A-735-U-SL4-HSS

### Iso-Footcandle Lines of Horizontal Illumination

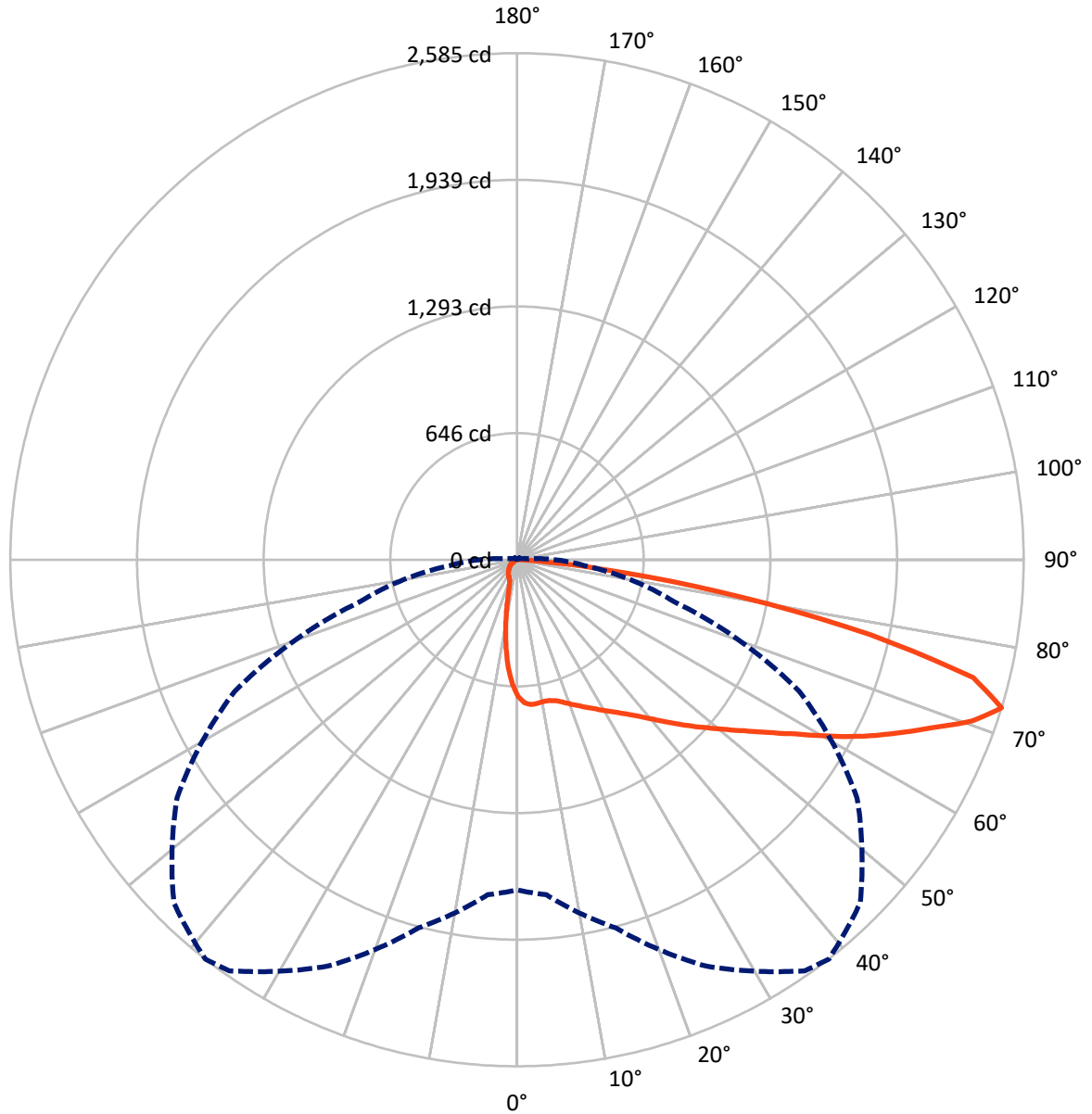
× Max cd  
 - - - 1/2 Max cd



Based on 10 foot mounting height. Maximum calculated value = 7.4 fc  
 Type IV - Short - N/A

REPORT NUMBER: P385492  
CATALOG NUMBER: GWC-SA1A-735-U-SL4-HSS

### Luminous Intensity Polar Plot



— Vertical Plane Through 38-Deg Lateral    - - - Horizontal Cone Through 72.5-Deg Vertical

REPORT NUMBER: P385492

CATALOG NUMBER: GWC-SA1A-735-U-SL4-HSS

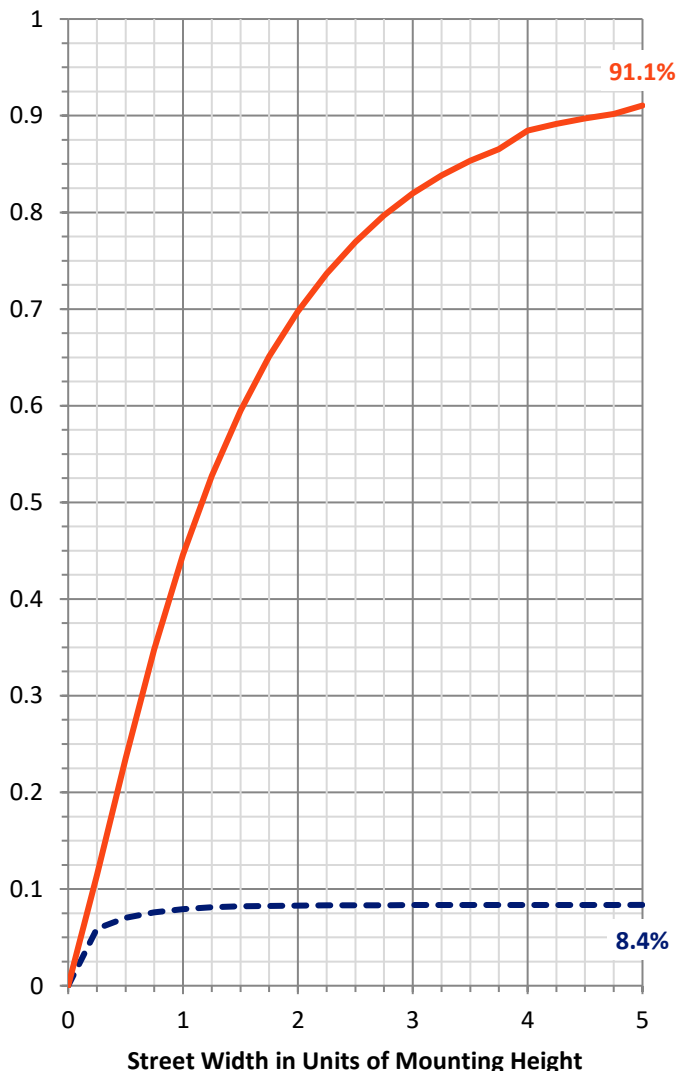
**FLUX DISTRIBUTION:**

		Downward	Upward	Total
<b>House Side</b>	Lumens	319.4	0.0	319.4
	% Fixture	8.4	0.0	8.4
<b>Street Side</b>	Lumens	3475.8	0.0	3475.8
	% Fixture	91.6	0.0	91.6
<b>Total</b>	Lumens	3795.2	0.0	3795.2
	% Fixture	100.0	0.0	100.0

**ZONAL LUMENS:**

Zone	Lumens	% Fixture
0°-10°	59.5	1.6
10°-20°	145.4	3.8
20°-30°	231.3	6.1
30°-40°	347.7	9.2
40°-50°	530.5	14.0
50°-60°	749.8	19.8
60°-70°	940.5	24.8
70°-80°	703.2	18.5
80°-90°	87.2	2.3
90°-100°	0.0	0.0
100°-110°	0.0	0.0
110°-120°	0.0	0.0
120°-130°	0.0	0.0
130°-140°	0.0	0.0
140°-150°	0.0	0.0
150°-160°	0.0	0.0
160°-170°	0.0	0.0
170°-180°	0.0	0.0
0°-90°	3795.2	100.0
0°-180°	3795.2	100.0

**Coefficient of Utilization**



REPORT NUMBER: P385492

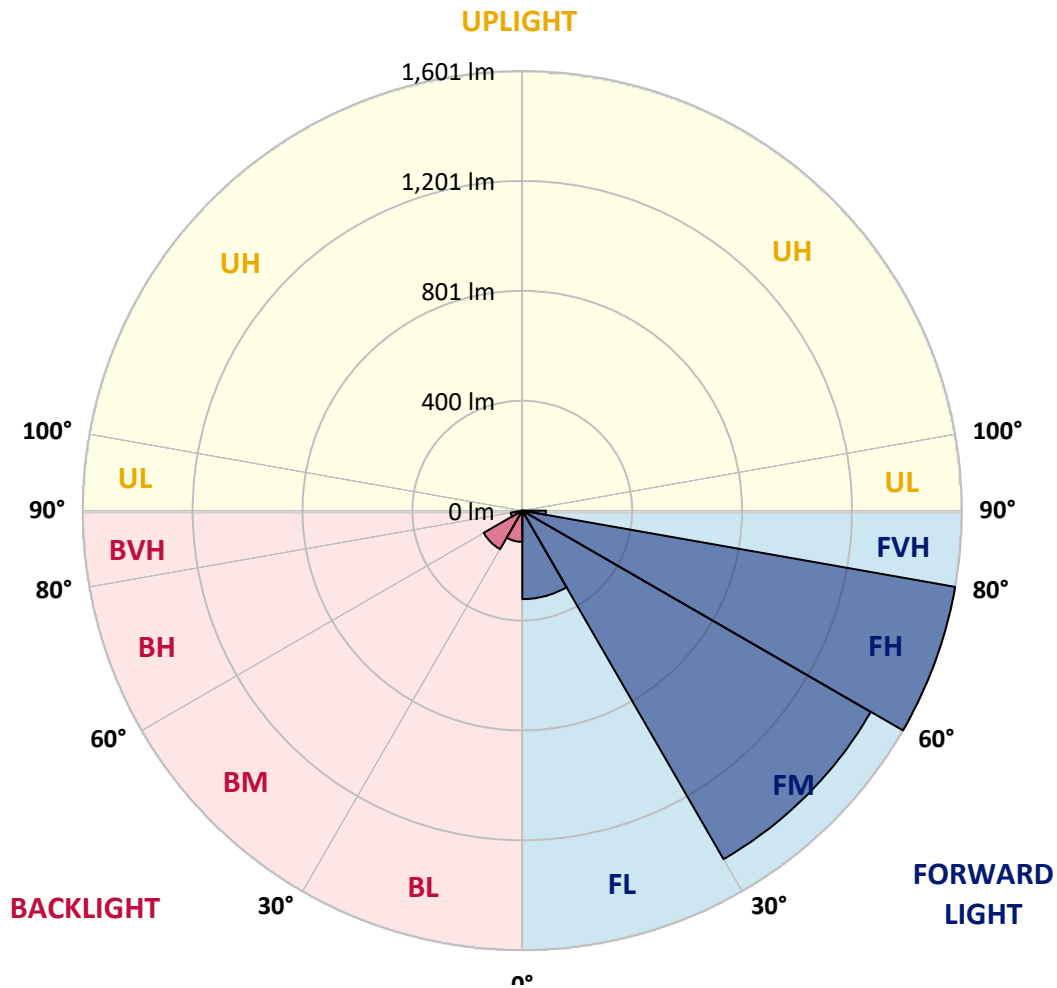
CATALOG NUMBER: GWC-SA1A-735-U-SL4-HSS

**LUMINAIRE CLASSIFICATION SYSTEM LUMEN TABLE AND BUG RATING:**

Zone	Lumens	% Fixture	Zone Rating/Lumen Limit		
			B	U	G
FL (0°-30°)	322.5	8.5			
FM (30°-60°)	1465.9	38.6			
FH (60°-80°)	1601.0	42.2			G1/1800
FVH (80°-90°)	86.4	2.3			G1/100
BL (0°-30°)	113.7	3.0	B1/500		
BM (30°-60°)	162.2	4.3	B0/220		
BH (60°-80°)	42.7	1.1	B0/110		G0/110
BVH (80°-90°)	0.8	0.0			G0/10
UL (90°-100°)	0.0	0.0		U0/0	
UH (100°-180°)	0.0	0.0		U0/0	

**BUG Rating: B1-U0-G1**

Type IV Short





REPORT NUMBER: P385492  
 CATALOG NUMBER: GWC-SA1A-735-U-SL4-HSS

**CANDELA DISTRIBUTION (FULL):**

	0°	5°	15°	25°	35°	38°	45°	55°	65°	75°	85°
0°	697.9	697.9	697.9	697.9	697.9	697.9	697.9	697.9	697.9	697.9	697.9
2.5°	740.8	740.9	739.2	736.4	732.7	730.8	727.7	722.7	717.3	707.6	697.3
5°	755.9	755.9	753.7	749.9	744.1	742.4	736.4	728.3	717.3	701.7	684.2
7.5°	754.3	754.6	751.7	747.8	741.9	740.3	733.1	724.1	710.4	691.5	669.0
10°	746.2	746.9	744.6	742.7	737.3	735.5	728.8	719.9	706.1	685.9	660.2
12.5°	737.8	738.6	739.4	741.1	737.8	737.1	731.8	724.3	711.1	690.2	661.1
15°	732.4	734.0	739.7	746.4	747.3	746.6	743.2	736.0	722.9	701.1	668.0
17.5°	732.4	735.0	746.8	759.7	764.3	764.8	761.8	751.8	736.0	712.7	674.3
20°	738.6	742.0	760.5	778.8	786.4	786.4	780.5	766.6	748.2	723.3	678.5
22.5°	754.3	758.9	782.0	803.2	811.3	809.5	801.6	781.5	760.8	735.3	683.9
25°	785.4	788.9	813.0	834.3	839.2	835.2	825.3	799.4	776.9	751.5	693.6
27.5°	825.4	825.9	850.8	868.8	865.7	863.1	850.6	822.0	800.1	774.7	710.6
30°	869.4	869.4	891.3	905.0	895.9	893.6	881.2	849.2	829.7	806.2	734.5
32.5°	912.0	913.8	931.7	940.3	930.1	927.8	915.7	883.8	869.1	854.3	771.8
35°	953.1	954.5	971.3	976.1	966.4	966.9	958.3	931.2	925.7	923.8	828.1
37.5°	992.9	993.3	1010.5	1013.4	1008.5	1013.9	1014.7	990.8	1001.0	1016.3	907.4
40°	1029.4	1029.7	1046.7	1054.5	1062.8	1069.7	1075.9	1063.1	1097.0	1132.4	1001.8
42.5°	1058.5	1061.9	1083.4	1098.1	1120.1	1133.4	1150.1	1149.4	1211.3	1264.5	1115.9
45°	1084.2	1089.9	1120.0	1145.7	1183.5	1204.7	1230.8	1251.3	1339.9	1411.6	1231.5
47.5°	1118.2	1123.5	1157.8	1199.9	1250.3	1278.1	1321.4	1365.7	1481.2	1556.0	1344.3
50°	1165.9	1163.5	1197.4	1257.8	1322.6	1358.9	1420.7	1487.1	1621.6	1681.7	1410.7
52.5°	1216.8	1215.9	1240.9	1320.7	1407.7	1450.2	1531.9	1612.6	1755.6	1768.4	1441.0
55°	1279.8	1273.1	1294.2	1392.4	1508.7	1554.4	1650.5	1736.8	1862.5	1817.3	1456.3
57.5°	1345.9	1334.7	1354.9	1472.3	1622.6	1676.7	1782.0	1857.8	1933.6	1850.7	1456.2
60°	1414.1	1400.9	1424.9	1572.2	1764.2	1826.7	1924.4	1939.6	2000.0	1867.6	1445.4
62.5°	1471.2	1463.3	1498.9	1679.1	1922.3	1983.7	2032.1	2014.0	2056.0	1880.7	1420.5
65°	1531.5	1532.0	1589.5	1803.7	2090.2	2131.8	2135.8	2110.4	2102.7	1877.9	1335.6
67.5°	1613.2	1620.7	1716.7	1973.0	2253.7	2285.7	2285.5	2215.0	2136.9	1771.4	1147.6
70°	1699.6	1717.4	1863.3	2166.7	2432.2	2464.6	2447.9	2281.5	2012.1	1432.4	812.2
72.5°	1685.1	1716.0	1944.8	2288.8	2560.3	2585.0	2476.4	2118.1	1590.3	832.5	345.8
75°	1300.0	1335.8	1783.3	2167.8	2425.8	2403.6	2127.8	1648.2	869.1	232.3	77.9
77.5°	686.7	705.8	1178.0	1651.5	1891.6	1845.1	1498.9	914.3	264.9	57.5	34.9
80°	359.7	364.1	513.4	937.0	1167.5	1167.8	888.3	401.6	109.3	29.5	23.5
82.5°	192.6	196.4	271.3	433.0	611.7	554.5	340.2	220.9	63.5	16.7	22.5
85°	46.3	47.2	153.9	197.8	240.5	171.8	101.0	185.5	17.2	9.8	18.3
87.5°	17.8	18.1	57.0	85.6	61.3	39.7	47.3	69.2	2.2	3.8	2.8
90°	0.0	0.0	0.0	0.0	0.0	0.0	0.0	0.0	0.0	0.0	0.0



REPORT NUMBER: P385492  
 CATALOG NUMBER: GWC-SA1A-735-U-SL4-HSS

**CANDELA DISTRIBUTION (continued):**

	90°	95°	105°	115°	125°	135°	145°	155°	165°	175°	180°
0°	697.9	697.9	697.9	697.9	697.9	697.9	697.9	697.9	697.9	697.9	697.9
2.5°	691.0	686.9	676.8	664.1	652.7	644.5	632.2	624.1	618.8	618.6	616.6
5°	673.5	665.1	643.4	617.6	594.1	572.9	548.0	528.3	513.7	511.3	506.2
7.5°	654.8	641.0	607.6	567.3	527.8	487.8	441.3	412.5	387.7	375.9	374.6
10°	643.2	624.0	576.5	518.3	456.5	391.4	330.5	288.4	258.1	249.3	242.9
12.5°	640.9	615.5	552.6	472.2	383.9	297.9	230.6	185.8	161.6	153.9	151.8
15°	643.2	611.5	532.4	426.7	310.5	211.4	154.8	128.8	119.6	117.4	117.2
17.5°	644.6	606.8	509.5	376.0	239.3	151.0	118.6	110.9	109.5	109.3	109.7
20°	644.5	599.5	482.3	319.7	177.9	118.6	107.2	105.6	105.3	105.4	105.3
22.5°	643.4	591.1	452.3	261.5	134.4	106.1	102.3	101.4	101.2	101.2	101.2
25°	645.5	584.3	419.4	205.8	110.8	100.2	97.9	97.1	96.9	96.9	96.7
27.5°	652.9	580.5	383.3	158.4	100.0	95.1	93.2	93.0	92.5	92.3	92.7
30°	664.8	580.5	343.7	123.2	93.7	89.7	88.3	87.9	87.8	87.6	87.8
32.5°	685.9	584.9	300.6	102.5	87.5	83.7	82.8	83.2	82.8	82.8	82.8
35°	724.1	598.1	255.3	89.3	81.0	77.9	76.9	77.5	77.2	77.2	77.0
37.5°	779.7	622.7	209.8	81.4	75.3	72.1	70.7	71.7	71.4	71.4	71.2
40°	847.5	658.5	166.5	75.5	69.8	66.3	65.3	65.8	64.9	64.9	65.3
42.5°	931.2	703.9	128.6	69.7	64.3	61.0	60.4	59.9	58.4	57.7	57.9
45°	1024.2	751.2	100.2	64.0	59.1	56.5	55.5	54.2	51.9	50.3	50.4
47.5°	1107.3	787.6	81.4	58.4	54.4	52.3	50.9	48.6	45.1	43.2	43.3
50°	1150.9	793.1	69.3	53.0	50.0	47.9	45.8	42.3	38.1	36.1	36.0
52.5°	1162.1	767.3	60.4	47.9	45.6	43.2	40.5	35.6	31.1	28.8	28.6
55°	1166.2	727.8	52.3	43.2	40.9	38.1	34.7	29.1	24.9	22.7	22.5
57.5°	1152.6	669.0	46.0	38.9	36.1	32.8	28.6	23.3	19.3	17.5	17.5
60°	1122.5	589.5	41.1	34.4	31.2	27.4	23.0	18.1	14.4	13.0	13.0
62.5°	1062.5	486.4	36.5	29.6	26.7	22.7	18.6	13.7	10.1	9.3	9.5
65°	949.2	369.0	32.0	25.4	22.7	18.8	14.5	9.8	6.8	6.8	7.1
67.5°	774.1	256.3	27.2	21.6	19.5	15.3	11.0	6.8	4.7	5.4	6.0
70°	512.4	143.7	23.3	17.8	16.7	12.1	8.2	4.6	3.8	5.1	6.1
72.5°	193.4	56.0	19.5	14.4	14.5	9.3	5.8	3.5	3.5	5.5	7.2
75°	53.9	27.4	14.0	10.5	11.4	6.8	4.2	3.0	3.3	6.3	8.5
77.5°	31.7	20.2	9.1	6.1	7.7	4.7	2.8	2.3	2.8	5.4	8.2
80°	25.6	10.7	5.4	3.2	4.2	2.7	1.9	1.4	0.8	2.1	4.2
82.5°	25.6	6.5	2.5	2.2	2.2	1.4	0.9	0.7	0.2	0.0	1.1
85°	17.2	2.7	1.6	1.4	1.1	0.5	0.3	0.2	0.0	0.0	0.0
87.5°	2.8	1.1	0.7	0.3	0.2	0.0	0.0	0.0	0.0	0.0	0.0
90°	0.0	0.0	0.0	0.0	0.0	0.0	0.0	0.0	0.0	0.0	0.0



Signify Classified - Internal  
Cooper Lighting Solutions Photometric Lab  
1121 Highway 74 South  
Peachtree City, GA 30269

Scaled Data Report



Report Generated By 670245982

Signify Classified - Internal  
Cooper Lighting Solutions Photometric Lab  
1121 Highway 74 South  
Peachtree City, GA 30269

Scaled Data Report



Signify Classified - Internal  
Cooper Lighting Solutions Photometric Lab  
1121 Highway 74 South  
Peachtree City, GA 30269

Scaled Data Report



Signify Classified - Internal  
Cooper Lighting Solutions Photometric Lab  
1121 Highway 74 South  
Peachtree City, GA 30269

Scaled Data Report



Signify Classified - Internal  
Cooper Lighting Solutions Photometric Lab  
1121 Highway 74 South  
Peachtree City, GA 30269

Scaled Data Report



--- HS    — SS

Signify Classified - Internal  
Cooper Lighting Solutions Photometric Lab  
1121 Highway 74 South  
Peachtree City, GA 30269

Scaled Data Report



u

Signify Classified - Internal  
Cooper Lighting Solutions Photometric Lab  
1121 Highway 74 South  
Peachtree City, GA 30269

Scaled Data Report



Signify Classified - Internal  
Cooper Lighting Solutions Photometric Lab  
1121 Highway 74 South  
Peachtree City, GA 30269

Scaled Data Report



(END OF REPORT)